

Aprende

INGLÉS

THE IMPERATIVE

It is formed by using a bare **infinitive**, without any subject.

Open the door!

Shut up!

Sit down, please!

Aprende

INGLÉS

THE IMPERATIVE

Negative imperative: **Don't + infinitive**.

Don't open the door!

Don't do that!

Don't phone before six.

Aprende

INGLÉS

ASKING FOR PLACES OR DIRECTIONS

To ask where a place is:

Where is the post office?

Where's the bank?

Is there a school **near here**?

Is the shop **near here**?

Is it far from here?

Aprende

INGLÉS

GIVING DIRECTIONS

To indicate how to get to a place:

To **go along** the street

To **go straight ahead / on**

To **go across** the street

To **go / walk (up) to**

To **turn right / left**

To **take the** second right / left

UNIDAD

34



GIVING DIRECTIONS

To indicate how to get to a place:

To **go along** the street

To **go straight ahead / on**

To **go across** the street

To **go / walk (up) to**

To **turn right / left**

To **take the second right / left**

GIVING DIRECTIONS

Example:

Go straight ahead, take the second right, go across the street, turn left, go up to the square and there is the shoe shop.

Vocabulary:
THE MONTHS OF THE YEAR

January

February

March

April

May

June

July

August

September

October

November

December

Vocabulary:
THE MONTHS OF THE YEAR




Examples:

Don't travel to Italy in **May**. Do it in **July**.

My birthday is in **October**.

Elegir la opción correcta.

1 ¿Con qué frase preguntamos cómo llegar al banco?

-  a. Where is the bank?
-  b. How can I get to the bank?
-  c. How can I arrive to the bank?



Señalar la respuesta adecuada para expresar cómo llegar a algún lugar.

2 Siga la calle y doble la primera a la derecha.

- a. Go along the street and turn the first left.
- b. Go across the street and turn the fist right.
- c. Go straight on and turn the first right.



3 Tome la segunda calle a la izquierda y vaya hasta la plaza.

- a. Take the second left and and go up to the square.
- b. Take the second right and walk up to the square.
- c. Take the second left and walk up to the place.

4 Cruce la calle, doble la primera a la izquierda y siga recto.

- a. Go across the street, turn the first right and go ahead.
- b. Go across the street, take the first left and go along.
- c. Go across the street, turn the first left and go ahead.



Marcar la oración correcta en cada caso.

5

- ☐ a. Don't do the second exercise.
- ☐ b. Don't make the second exercise.
- ☐ c. Doesn't do the second exercise.

6

- ☐ a. Look at that sheep.
- ☐ b. Look at these sheeps.
- ☐ c. Look at those sheeps.

Soluciones: 1.- b) How can I get to the bank?
2.- c) Go straight on and turn the first right.
3.- a) Take the second left and go up to the square
4.- c) Go across the street, turn the first left and go ahead.
5.- a) Don't do the second exercise.
6.- a) Look at that sheep.
7.- c) Come here, Alison!
8.- b) Put on warm clothes!
9.- c) Come in and sit down, please!
10.- c) Go to the supermarket and buy another bottle.

Elegir el imperativo adecuado en cada situación.

7

Alison is in the kitchen and I am in the living-room.

- ☐ a. Come there, Alison!
- ☐ b. Go here, Alison!
- ☐ c. Come here, Alison!

8

It's cold outside.

- ☐ a. Put on cold clothes!
- ☐ b. Put on warm clothes!
- ☐ c. Put on this clothes!

9

There is someone at the door.

- ☐ a. Come up and sit down, please!
- ☐ b. Come out and sit down, please!
- ☐ c. Come in and sit down, please!

10

The bottle of wine is empty.

- ☐ a. Go to the supermarket and you buy another bottle.
- ☐ b. You go to the supermarket and buy another bottle.
- ☐ c. Go to the supermarket and buy another bottle.